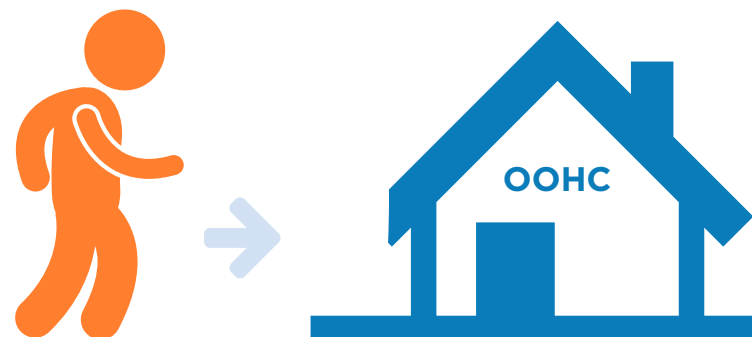
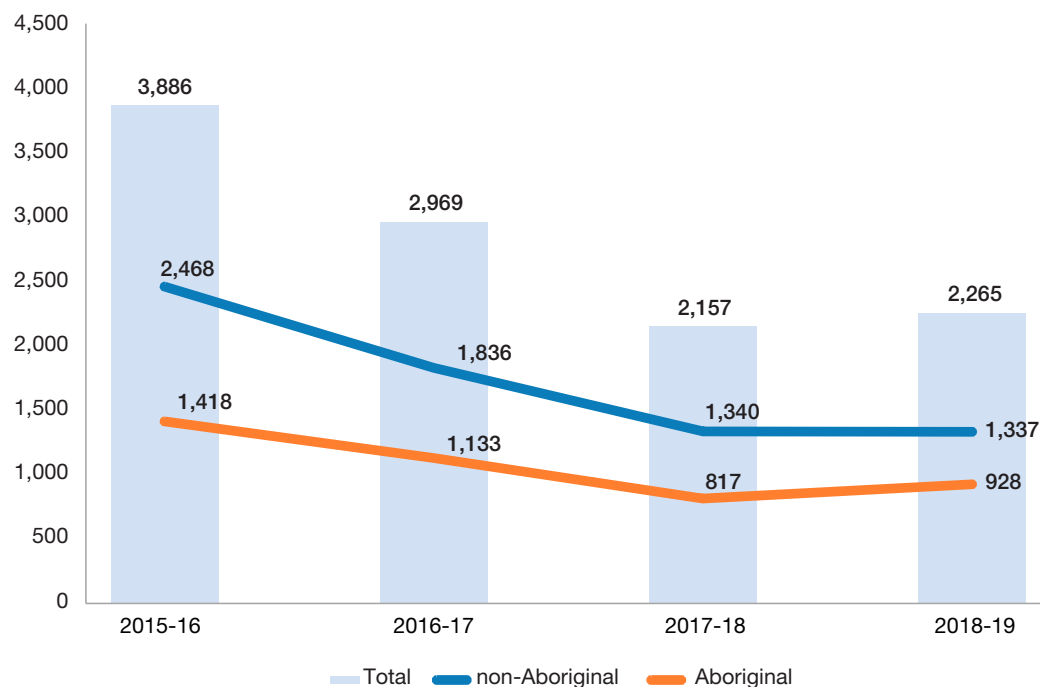


Aboriginal children and young people who entered out-of-home care (OOHC) in NSW

Number of children and young people who entered OOHC, 2015-16 to 2018-19, by Aboriginality



- Since 2015-16, figures for 2018-19 show that there has been a 42% reduction in all children and young people entering OOHC in NSW.
- Since 2015-16, figures for 2018-19 show that there has been a 35% reduction in Aboriginal children and young people entering OOHC in NSW.


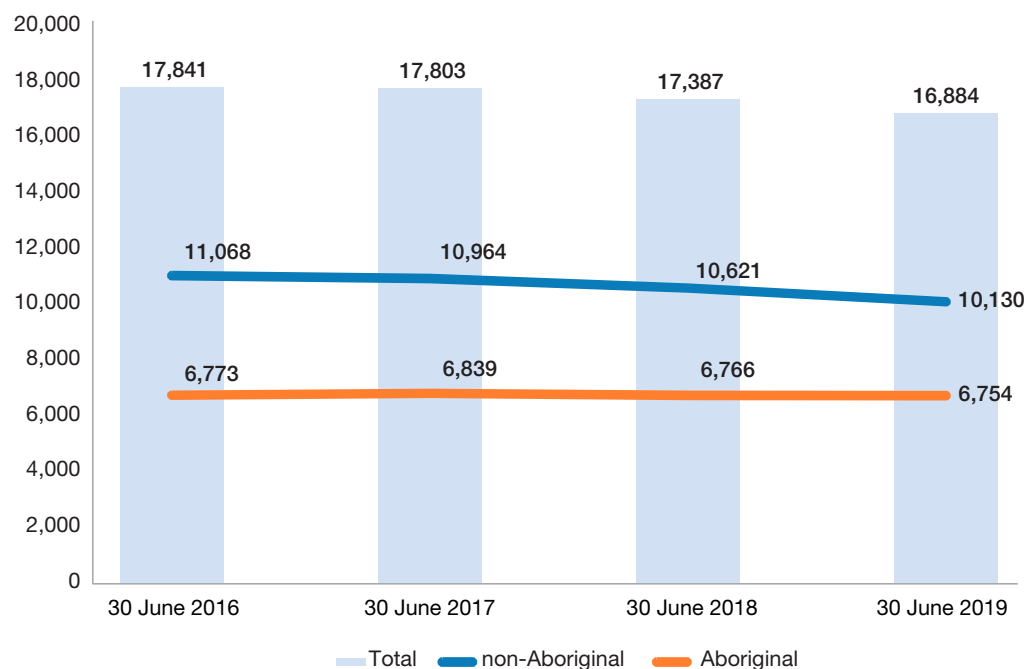
1. In order to ensure comparability between 2017-18 data with data from past years, figures for 2015-16 and 2016-17 have been re-calculated using the new OOHC counting rules that came into effect in 2017-18. Hence, these counts will differ to data published previously for 2015-16 and 2016-17.

2. Non-Aboriginal includes 'not stated'.

Source: KIDS and ChildStory -CIW annual data.

Aboriginal children and young people in out-of-home care (OOHC) in NSW

Number of children and young people in OOHC as at 30 June, 2016 to 2019, by Aboriginality



- As at 30 June 2019, there were a total of 16,884 children and young people in OOHC.
- This is an overall **decrease** of 5.4% from the 17,841 children and young people who were in OOHC as at 30 June 2016.
- As at 30 June 2019, there were 6,754 Aboriginal children and young people in OOHC, representing 40% of the total OOHC population at that period.
- As at 30 June 2019, the number of Aboriginal children and young people in OOHC is the lowest it has been since 30 June 2016.

1. In order to ensure comparability between 2017-18 data with data from past years, figures for 2015-16 and 2016-17 have been re-calculated using the new OOHC counting rules that came into effect in 2017-18. Hence, these counts will differ to data published previously for 2015-16 and 2016-17.

2. Non-Aboriginal includes 'not stated'.

Source: KIDS and ChildStory -CIW annual data